




RONSON®

Adjusting Flame Height



 For safety we recommend the following flame heights:



 **Standard Flame**
Maximum visible height of 2cm - 3cm.

 **Turbo/Jet Flame**
Maximum visible flame height of 1cm - 1.5cm.

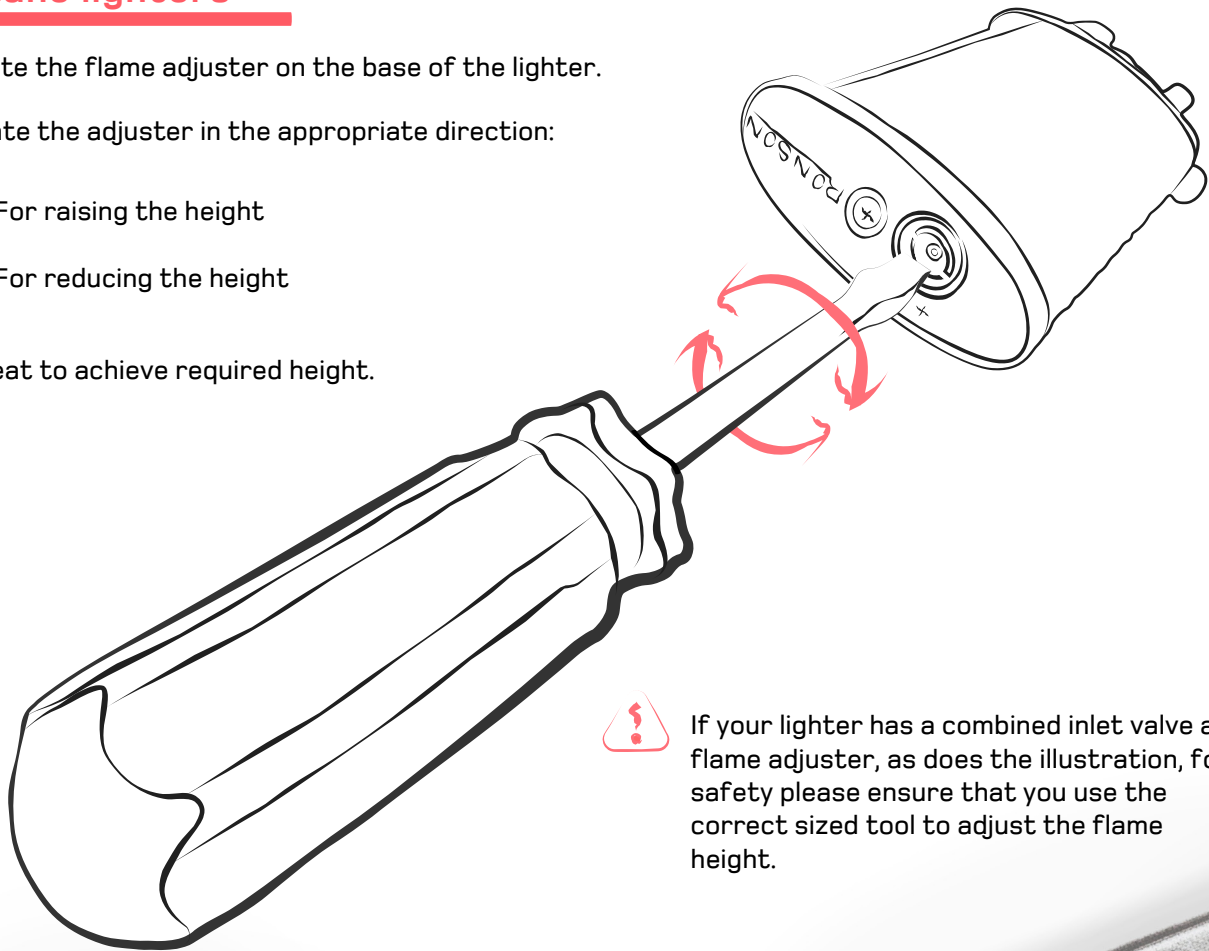
Butane lighters


Locate the flame adjuster on the base of the lighter.

Rotate the adjuster in the appropriate direction:

-  For raising the height
-  For reducing the height

Repeat to achieve required height.



 If your lighter has a combined inlet valve and flame adjuster, as does the illustration, for safety please ensure that you use the correct sized tool to adjust the flame height.

