

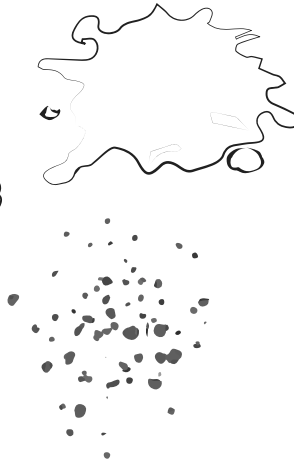
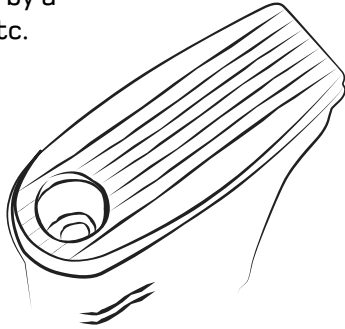

# RONSON®

## Clean The Burner Valve



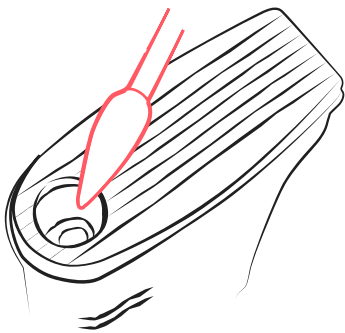

### Piezo

The most common cause of a poor or non-sparking lighter is contamination of the burner valve spring caused by a build-up of tar and pocket dust etc.

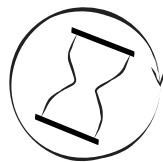


- 1 You will need to "de-gas" the lighter before carrying out this procedure. See "De-Gassing The Tank".

- 2 You can clean this area by applying a small amount of Ronsonol lighter fluid to the burner valve.



- 3 Carefully clean away the contamination with pipe cleaner.



- 4 Allow the Ronsonol to evaporate before checking the ignition.

5

If this is a persistent problem return the lighter to your nearest service center for correction.

