


Replacing A Flint



We recommend the use of Ronson Flints with your Ronson Lighter. Other makes of flint may be the incorrect diameter for your lighter and may jam, thus rendering your guarantee void.


Butane lighters



1 Locate and remove the flint spring.



2 Remove any remnants of the old flint.

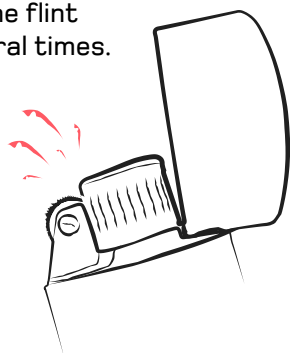


3 Insert a new Ronson flint.



Replace the flint spring and lighter cover if applicable.

4 To bed in the flint ignite several times.

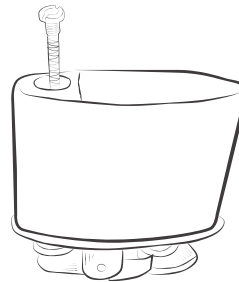


Petrol lighters

1 Remove the outer case of your lighter.



Locate and remove the flint spring.



3 Insert a new Ronson flint.



Replace the flint spring and lighter cover if applicable.

